

Thom-Katt®

Trailer-Mounted Concrete/Shotcrete Pumps



1

Thom-Katts®



- Specially designed hopper
- Proven reliable S-Valve
- Electric cycling
- High strength trailer

Putzmeister Thom-Katts®

We took our big boom pump expertise and applied it to Thom-Katt® trailer pumps for powerful performance and rugged reliability. Engineered in America for over 20 years, these Katts have been continually enhanced as part of our ongoing commitment to product excellence. Featuring rugged construction and an angled hopper, they're tough and easy to fill and clean. Rely on them to pump a variety of materials, handle the harshest mixes and tackle several difficult applications. Easy to operate and inexpensive to maintain, these units provide faster setup, smoother pumping, easier clean up and long term dependability... features you've come to expect from a leader. Find out more by contacting Putzmeister America today.

The Thom-Katt® Family



Thom-Katt® Series



King-Katt™ Series



Katt-Kreter™



VS Series • Vehicle Mounted

Refer to separate specification sheet.



TKS Series • Skid-Mounted

Available in diesel or electric skid-mounted versions. Contact factory.



**TKB Series
Hydraulic Ball Valve Pumps**

Refer to separate specification sheet.

Thom-Katt® Specifications

Standard Trailer-Mounted Models

Performance	TK 30	TK 40	TK 50	Katt-Kreter™	TK 70
Max volume output	31 yd³/hr (24m³/hr)	40 yd³/hr (30m³/hr)	54 yd³/hr (41m³/hr)	54 yd³/hr (41m³/hr)	74 yd³/hr (57m³/hr)
Max concrete pressure	1150 psi (79 bar)	1150 psi (79 bar)	1150 psi (79 bar)	1150 psi (79 bar)	1130 psi (78 bar)
Max aggregate size	.75" (19mm)	1.5" (38mm)	1.5" (38mm)	1.5" (38mm)	1.5" (38mm)
Horiz. pumping distance**	1000 ft (305m)	1100 ft (350m)	900 ft (275m)	1000 ft (305m)	600 ft (182m)
Vertical pumping distance**	500 ft (152m)	400 ft (122m)	400 ft (122m)	500 ft (152m)	400 ft (122m)

Technical Information	TK 30	TK 40	TK 50	Katt-Kreter™	TK 70
Material cylinders	6" x 28" (150x700mm)	6" x 39" (150x1000mm)	6" x 39" (150x1000mm)	6" x 39" (150x1000mm)	7" x 39" (180x1000mm)
Max. strokes per minute	36	32	44	44	42
Main hydraulic pump	Rexroth	Rexroth	Rexroth	Rexroth	Rexroth
Variable volume control	0 to full	0 to full	0 to full	0 to full	0 to full
S-Valve (cast)	5" x 4" (125x100mm)	6" x 5" (150x125mm)	6" x 5" (150x125mm)	6" x 5" (150x125mm)	7" x 5" (180x125mm)
Number of shift cylinders	2	2	2	2	2
Hydraulic tank capacity	35 US gal (132L)	35 US gal (132L)	35 US gal (132L)	35 US gal (132L)	35 US gal (132L)
Hopper height	45" (1143mm)	49" (1245mm)	49" (1245mm)	49" (1245mm)	49" (1245mm)
Hopper capacity	6.4 cu ft (180L)	9.5 cu ft (270L)	9.5 cu ft (270L)	9.5 cu ft (270L)	9.5 cu ft (270L)
Outlet diameter	4" HD (102mm)	5" HD (125mm)	5" HD (125mm)	5" HD (125mm)	5" HD (125mm)

Engine	TK 30	TK 40	TK 50	Katt-Kreter™	TK 70
Manufacturer's model <small>(all water-cooled except TK 30, TK 40)</small>	Deutz F3L2011	Deutz BF4L2011	Deutz BF4M2012	Deutz BF4M2012C	Deutz BF4M2012
Horsepower	40 hp (30kW)	68 hp (50kW)	100 hp (75kW)	131 hp (98kW)	100 hp (75kW)
Fuel tank capacity	26 US gal (98L)	26 US gal (98L)	26 US gal (98L)	26 US gal (98L)	26 US gal (98L)

Trailer	TK 30	TK 40	TK 50	Katt-Kreter™	TK 70
Axle	Single	Single	Single	Single	Single
Axle capacity	6000 lbs (2722kg)	7000 lbs (3175kg)	7000 lbs (3175kg)	7000 lbs (3175kg)	7000 lbs (3175kg)
Tires/Load range	LT 235/85R16G	LT 235/85R16G	LT 235/85R16G	LT 235/85R16G	LT 235/85R16G
Brakes	Electric	Electric	Electric	Electric	Electric
Outriggers	Manual	Manual	Manual	Manual	Manual

Dimensions	TK 30	TK 40	TK 50	Katt-Kreter™	TK 70
Length	175" (4.45m)	191" (4.85m)	191" (4.85m)	191" (4.85m)	191" (4.85m)
Width	70" (1.78m)	70" (1.78m)	70" (1.78m)	70" (1.78m)	70" (1.78m)
Height	68" (1.73m)	71" (1.80m)	71" (1.80m)	71" (1.80m)	71" (1.80m)
Weight (approx.)	4900 lbs (2220kg)	5600 lbs (2540kg)	6000 lbs (2720kg)	6100 lbs (2765kg)	6400 lbs (2900kg)

Maximum theoretical values listed. **Pumping distances shown were calculated at the maximum volume output. They are to be used as a guide only and can be exceeded on specific applications.
*Specially reinforced hopper for high pressure applications. Specs subject to change without prior notice. Weights vary with options selected. Photos for illustrative purposes only. Refer to the manual for more information.

High Pressure (HP) Models

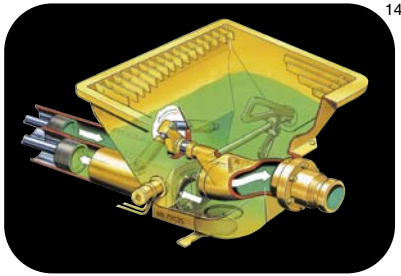
King-Katt™ Models

High Pressure (HP) Models			King-Katt™ Models	
TK 15HP	TK 50HP	TK 70HP	TK 100HP	TK 100SHP
15 yd ³ /hr (11m ³ /hr)	54 yd ³ /hr (41m ³ /hr)	50 yd ³ /hr (38m ³ /hr)	90 yd ³ /hr (69m ³ /hr)	68 yd ³ /hr (52m ³ /hr)
1500 psi (103 bar)	1450 psi (100 bar)	1500 psi (103 bar)	1160 psi (80 bar)	1300 psi (90 bar)
.75" (19mm)	1.5" (38mm)	1.5" (38mm)	1.5" (38mm)	1.5" (38mm)
1800 ft (549m)	1300 ft (396m)	700 ft (213m)	700 ft (213m)	1300 ft (396m)
900 ft (274m)	500 ft (152m)	400 ft (122m)	600 ft (183m)	800 ft (244m)
4" x 39" (102x1000mm)	6" x 39" (150x1000mm)	7" x 39" (180x1000mm)	7" x 60" (180x1524mm)	6" x 60" (150x1524mm)
24	44	28	31	31
Rexroth	Rexroth	Rexroth	Rexroth	Rexroth
0 to full	0 to full	0 to full	0 to full	0 to full
Fab 4" x 4" (100x100mm)	6" x 5" (150x125mm)	7" x 5" (180x125mm)	7" x 5" (180x125mm)	6" x 5" (150x125mm)
1	2	2	2	2
35 US gal (132L)	35 US gal (132L)	35 US gal (132L)	35 US gal (132L)	35 US gal (132L)
47" (1194mm)	49" (1245mm)	49" (1245mm)	50" (1270mm)	50" (1270mm)
10 cu ft (285L)*	9.5 cu ft (270L)*	9.5 cu ft (270L)*	14 cu ft (400L)	10 cu ft (285L)*
4" HD (102mm)	5" HD (125mm)	5" HD (125mm)	5" HD (125mm)	5" HD (125mm)
Deutz BF4L2011	Deutz BF4M2012C	Deutz BF4M2012	Deutz BF6M2012C	Deutz BF6M2012C
68 hp (50kW)	131 hp (98kW)	100 hp (75kW)	197 hp (147kW)	197 hp (147kW)
26 US gal (98L)	26 US gal (98L)	26 US gal (98L)	35 US gal (132L)	35 US gal (132L)
Single	Single	Single	Tandem	Tandem
7000 lbs (3175kg)	7000 lbs (3175kg)	7000 lbs (3175kg)	14000 lbs (6350kg)	14000 lbs (6350kg)
LT 235/85R16G	LT 235/85R16G	LT 235/85R16G	LT 235/85R16G	LT 235/85R16G
Electric	Electric	Electric	Electric	Electric
Manual	Manual	Manual	Hydraulic	Hydraulic
183" (4.65m)	191" (4.85m)	191" (4.85m)	228" (5.79m)	228" (5.79m)
70" (1.78m)	70" (1.78m)	70" (1.78m)	70" (1.78m)	70" (1.78m)
69" (1.75m)	71" (1.80m)	71" (1.80m)	78" (1.98m)	78" (1.98m)
5100 lbs (2315kg)	6400 lbs (2900kg)	6400 lbs (2900kg)	8200 lbs (3719kg)	8200 lbs (3719kg)

projects. Maximum attainable distances depend on concrete mix design, pipeline diameter and specific job site conditions. Note: Max output and pressure can't be achieved simultaneously. Refer to Putzmeister operational manual for safe and proper equipment operation.




STRONGER



Count on our **proven reliable S-Valve** for strong, long-lasting performance. A gradual reduction from the hard-chromed material cylinders to the outlet assures an even flow and longer life. Plus, few wear parts, only one seal surface and a hard-faced S-Valve and wear ring mean reduced operating and replacement costs.

TOUGHER




Gulp down the toughest mixes in our **specially designed hopper**. Its dynamic shape eliminates difficult clean out areas so a steady continuous flow can better funnel down the angled hopper sides. It also helps make clean up a breeze. (N/A - TK 15HP, TK 30 and TK 100SHP). Note: Special larger 14 cu. ft. (400L) Super hopper found on the TK 100HP.

WIDER



Demand our wider 70" (1.78m) **high strength trailer**, which provides maximum towing stability and allows for a larger fuel tank. This large capacity tank (up to 35 gallons/132L) adds up to longer continuous operation.

SMOOTHER



Achieve the smoothest operation with **twin-shifting cylinders**. This offers more precise shifting of the splined shaft S-Valve, reduced shock in the system and less line surge. In addition, its ball and socket design has fewer parts for easy maintenance and longer durability. Standard on all models except TK 15HP.

SAFER



Depend on **electric cycling** for reversibility at any point in the stroke and to relieve pressure from the concrete for safer pipe line clean out should blockages occur. Proximity switches inside the cylinders eliminate the possibility of "short stroking" and provide improved protection in a more suitable environment (N/A - TK 15HP and TK 30).

EASIER



Discover the convenience of our simple and highly reliable **hydraulic control system**. Mounted on a compact block atop the hydraulic tank, it offers easy access and avoids draining the oil tank when servicing the pump.

STANDARD FEATURES

- Twin-shifting ball and socket cylinders (except TK 15HP)
- High performance diesel engine
- Engine temperature gauge integrated into control panel
- Protective engine cover
- Electric engine start/stop
- Variable displacement axial piston pump
- Long lasting fabric-reinforced piston cups (except TK 15HP)
- Variable volume (0 to full) – pump output
- Double hydraulic circuit w/accumulator
- Proximity sensors inside cylinders with Sure Stroke (except TK 15HP and TK 30)
- Hydraulic sight gauge
- Hydraulic oil cooler
- Proven reliable S-Valve with splined shaft; square shaft on TK 15HP
- Centralized hopper-mounted grease ports
- Hard-chromed material cylinders
- Rugged hopper
- Hydraulic remixer/agitator (std - TK 30, 70, 70HP and 100HP only)
- Hopper grate
- Hopper cut-out device (N/A - TK 15HP and King-Katts)
- Accessible heavy-duty hinged clean out hopper door
- Convenient two-piece hopper on TK 30
- Fully-enclosed weatherproof control panel (NEMA rated)
- Emergency stop button with light
- Convenient stroke change switch
- Manual stroke change kit
- 3-function remote control - start, stop, reverse and E-stop w/100 ft (30m) cable
- Hour meter/tachometer
- Highway-rated trailer with torsion axle, electric brakes, durable fenders, and running lights
- Tandem torsion axles (std on King-Katts)
- 2" ball hitch
- Heavy-duty manual rear outriggers
- Hydraulic front and rear outriggers (std on King-Katts only)
- Front jack stand
- High quality paint finish
- Ship-away kit with replacement filters and towing accessories

OPTIONS *Consult price list for more options.*

- Hydraulic remixer/agitator (std on TK 30, 70, 70HP and 100HP)
- Electric version - 460V, 60Hz, 3-phase
- Special voltages
- Skid-mounted with angled flatpack and hopper bib for truck mounting (N/A - TK 15HP and TK 30)
- Tandem axle trailer (N/A - TK 15HP and TK 30)
- Hydraulic rear outriggers (std King-Katts)
- High pressure water pump for clean out/hydraulic drive
- 3-function wireless remote control at 1000 ft (305m) range - start, stop, reverse, E-stop
- 4-function wireless remote control at 1000 ft (305m) range - start, stop, reverse, throttle, E-stop
- 5-function wireless remote control at 1000 ft (305m) range - start, stop, reverse, throttle, volume, E-stop
- Electric stroke counter
- Automatic lubrication system with timer
- 2 7/16" ball hitch
- 3" Lunette eye (std King-Katts)
- Hydraulic surge brakes
- Automatic reverse hydraulic brake lockout
- Aluminum wheels
- Special paint schemes



Putzmeister America, Inc.
1733 90th Street
Sturtevant WI 53177 USA

Telephone (262) 886-3200
(800) 884-7210
Facsimile (262) 884-6338
www.putzmeister.com



Authorized Distributor